

**Brief External Specification.**

1. Profiled Steel (2 Corri)
2. Fork Lift Tunnels Fitted
3. Staircase Fixing Bolts
4. Slotted Base Plates & Corner Lifting Points
5. H/L Window Cill Height = 1721mm affl

**Brief Internal Specification.**

1. Ceiling Height: 2235mm.
2. Insulated Walls & roof 60mm.





**External Finishes Mid-Sheen**

Main Body: **TBA**  
 Fascia & gutters: **TBA**  
 Plinth: **TBA**  
 Door: **TBA**

**Internal finish**

Walls; **White PolyPly**  
 Ceiling; **White PolyPly**  
 Floor Polyflor XL 2mm; **Mushroom 9110 c/w Black PVC Skirting**  
 Plastic architrave & window lining; **White**  
 Top lath; **White**

**Key: Fitted Items**

-  Distribution Board
-  Ceiling Pull Cord
-  Coldwatcher Heater
-  5L Steibel Eltron c/w Auto Reset

Unladen Weight (kg):	<b>2275</b>
Maximum Laden Weight (kg):	<b>3625</b>
Maximum Lift Weight (kg):	<b>3625</b>

**DRAFT COPY ONLY**

Client: -	
Title: <b>12' x 9' Toilet 2+1 Unit</b>	
Date: -	Scale: 1:50
Dwg No: -	Drawn: PMY

